

Calypso VM

Highly-efficient wall mounted heat pump water heater



COMFORT

- Space-saving wall mounted solution for installation even in small rooms
- Fast water heating time
- Low noise level for installation in living areas
- AUTO function for Smart piloting
- Security thanks to electric back-up with Steatite heating element

SAVINGS

- Large energy savings thanks to a high-performance heat pump
- CFC-free high-density insulation around tank for increased energy savings
- Compatible with photovoltaic panels to benefit from free solar energy
- High-efficiency water inlet
- Smart energy consumption control

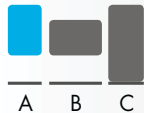


QUALITY - DURABILITY

- ACI hybrid anti-corrosive technology and dry ceramic heating element
- High quality enamel (glasslined inner tank)
- Pressure relief valve
- Dielectric union
- Specific lip gasket to prevent corrosion around flange

USER-FRIENDLINESS

- Easy installation with optimised wall brackets
- Digital control panel with built-in daily programming, different modes selection, display showing energy consumptions
- Connected product for remote piloting
- Intuitive control panel



 <p>Model available*</p>	<p>HEAT PUMP WATER HEATER 100 TO 150 L (WALL MOUNTED)</p> <p>Capacity</p>	<p>UP TO +75% ENERGY SAVINGS**</p> <p>Energy savings</p>
 <p>Digital control</p>	 <p>Tank protection</p>	 <p>Technology</p>



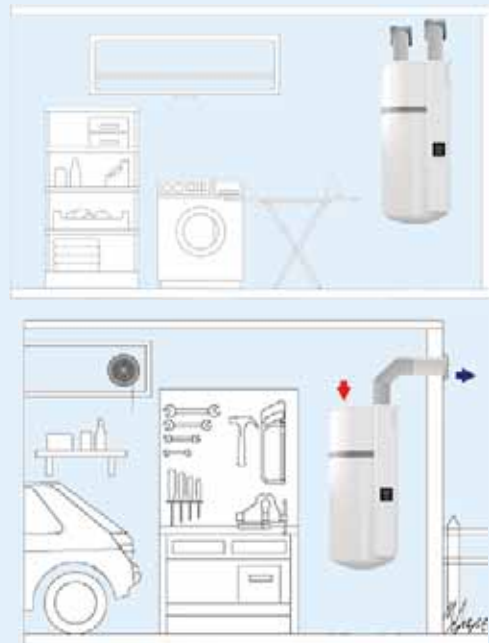
- 1 Evaporator
- 2 High-efficiency heat pump with wide temperature range
- 3 Intuitive control panel
- 4 Diamond-quality enamel (glasslined inner tank)
- 5 Steatite heating element
- 6 Air inlet/outlet
- 7 ACI Hybrid anti-corrosive protection
- 8 Brackets for wall mounting (glasslined inner tank)

NEW ERGONOMIC INTERFACE



- 1 User-friendly digital screen
- 2 Direct access to menu
- 3 Direct access to boost mode
- 4 Navigation arrows
- 5 Validation button
- 6 Return button

Ideal for small surfaces



Suitable for all installations (adapted to small surfaces, low ceiling, corner)

SPECIFICATIONS	CALYPSO VM	
TANK CAPACITY - OPERATING PRESSURE	100L	150L
Design	Wall Mounted	Wall Mounted
Configuration	Ambient / Ducted	Ambient / Ducted
Tank protection	ACI Hybrid	ACI Hybrid
Type heating element	Steatite	Steatite
Dimensions (height x depth x diameter) (mm)	1234 x 539 x 529	1557 x 539 x 529
Weight (kg)	57	66
Electrical connection (V/Hz)	230/50	230/50
Total maximal power (W)	1550	2150
Maximal power heat pump (W)	350	350
Power electric heating element (W)	1200	1800
Heat pump water temperature range	55 - 62°C	55 - 62°C
Heat pump air temperature range	-5 to 43°C	-5 to 43°C
COP (at Tair = 7°C ducted, Twater from 15°C to 53°C)	2.47	2.94
COP (at Tair = 15°C ambient Twater from 15°C to 53°C)	2.75	3.21
Acoustic power ErP (dB(A)) in ducted configuration	45	45
Acoustic power ErP (dB(A)) in ambient configuration	50 ⁽¹⁾	50 ⁽¹⁾
Heating time	7h27	11h21
ErP class	A+	A+
Connectivity IO	YES	YES
Input PV	YES	YES

(1) Certification documents pending



INSTALLATION DIMENSIONS (in mm)

